DISTRIBUCIÓN VEHICULAR POR CADA ACCESO
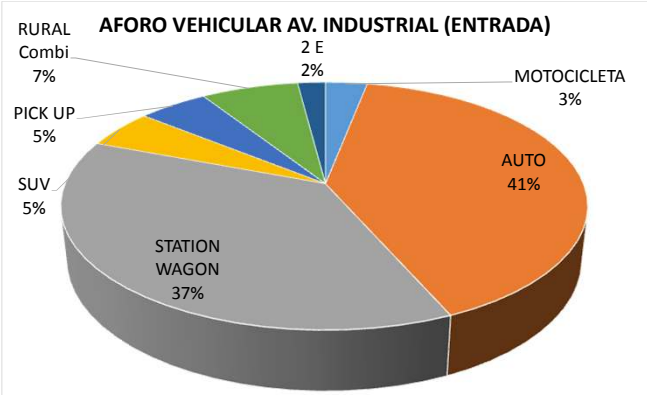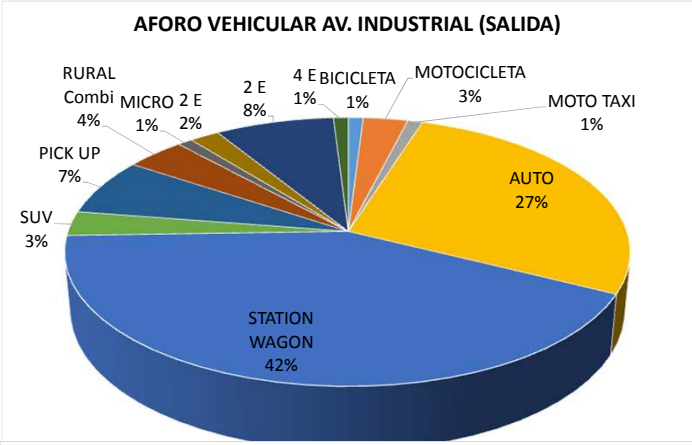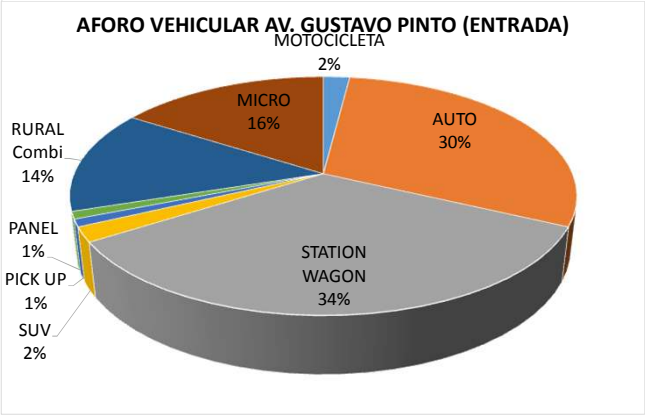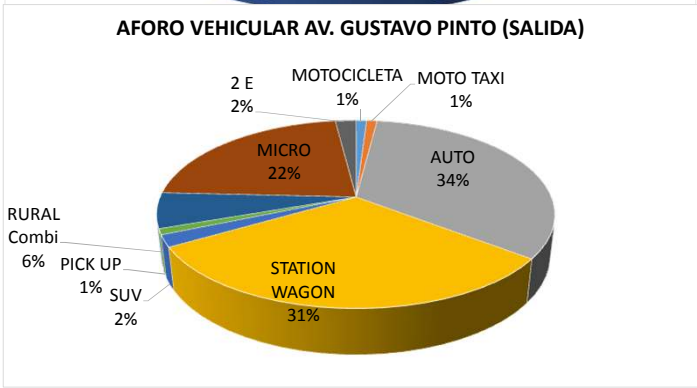
HORA	VÍA	BICICLETA	MOTOCICLETA	MOTO TAXI	AUTO	STATION WAGON	CAMIONETAS				MICRO	BUS		CAMION			SEMI TRAYLER				TRAYLER				TOTAL
							SUV	PICK UP	PANEL	RURAL Combi		2 E	>=3 E	2 E	3 E	4 E	2S1/2S2	2S3	3S1/3S2	>= 3S3	2T2	2T3	3T2	>=3T3	
DIAGRA. VEH.																										
8:45 - 9:00	AV. INDUSTRIAL ENTRADA		9,00		106,00	97,00	14,00	13,00	1,00	18,00			1,00	5,00			1,00								265,00
	%	**0,00**	**3,00**	**0,00**	**40,00**	**37,00**	**5,00**	**5,00**	**0,00**	**7,00**	**0,00**	**0,00**	**0,00**	**2,00**	**0,00**	**0,00**	**0,00**	**0,00**	**0,00**	**0,00**	**0,00**	**0,00**	**0,00**	**0,00**	**100,00**
	AV. INDUSTRIAL SALIDA	1,00	5,00	1,00	46,00	71,00	5,00	11,00		7,00	1,00	3,00		13,00		1,00									165,00
	%	**1,00**	**3,00**	**1,00**	**28,00**	**43,00**	**3,00**	**7,00**	**0,00**	**4,00**	**1,00**	**2,00**	**0,00**	**8,00**	**0,00**	**1,00**	**0,00**	**0,00**	**0,00**	**0,00**	**0,00**	**0,00**	**0,00**	**0,00**	**100,00**
	AV. GISTAVO PINTO ENTRADA		8,00		120,00	135,00	8,00	4,00	5,00	55,00	63,00														398,00
	%	**0,00**	**2,00**	**0,00**	**30,00**	**34,00**	**2,00**	**1,00**	**1,00**	**14,00**	**16,00**	**0,00**	**0,00**	**0,00**	**0,00**	**0,00**	**0,00**	**0,00**	**0,00**	**0,00**	**0,00**	**0,00**	**0,00**	**0,00**	**100,00**
	AV. GUSTAVO PINTO SALIDA		2,00	3,00	78,00	72,00	5,00	3,00		15,00	51,00			5,00											234,00
	%	**0,00**	**1,00**	**1,00**	**33,00**	**31,00**	**2,00**	**1,00**	**0,00**	**6,00**	**22,00**	**0,00**	**0,00**	**2,00**	**0,00**	**0,00**	**0,00**	**0,00**	**0,00**	**0,00**	**0,00**	**0,00**	**0,00**	**0,00**	**100,00**
TOTAL VOLUMEN QUE PASA POR LA INTERSECCIÓN		1,00	24,00	4,00	350,00	375,00	32,00	31,00	6,00	95,00	115,00	3,00	1,00	23,00	0,00	1,00	1,00	0,00	0,00	0,00	0,00	0,00	0,00	0,00	1062,00
	(%)	0,00	2,00	0,00	33,00	35,00	3,00	3,00	1,00	9,00	11,00	0,00	0,00	2,00	0,00	0,00	0,00	0,00	0,00	0,00	0,00	0,00	0,00	0,00	100,00